

Role of Arabian female plastic artists in the art market: A comparative analysis study on selected samples of Arab countries¹

Ibtessam S. Alrasheed²; Mohrah Hamed Sakr³

Recibido: 14 de noviembre de 2019 / Aceptado: 28 de junio de 2020

Abstract. When we try to recall the most famous artworks, what immediately comes to mind are works by male western artists, which makes us wonder about the role of women, especially Arabian women in the art world. This research utilizes the comparative analytical method to discuss the role of female Arabian artists in the Arab region and the western world's art market. By first gathering data pertaining to works sold at auctions by female Arabian artists from the 20th and the 21st centuries, and who belong to both the eastern and western ends of the Arab world. Then analyzing and comparing the data to understand where women artists of the Arab world fit in the Arabian and Middle Eastern region art market. And to also understand the status of female versus male artist by comparing the highest prices reached by a work of art sold at an auction for artists of both sexes Arabian or western. Results show clear supremacy of male versus female artists in the art market whether in the Arab or the western worlds leading to the conclusion that women's work is still valued significantly lower than that of men..

Keywords: Plastic Arts; Visual Arts; Art Market; gender bias in arts; women in the art market.

[en] El papel de las artistas plásticas árabes en el mercado del arte: un estudio de análisis comparativo en una muestra seleccionada de países Árabes

Resumen. Cuando intentamos recordar las obras de arte más famosas, lo que viene a la mente de inmediato son obras de artistas occidentales masculinos, lo cual nos hace preguntarnos por el papel de las mujeres, especialmente las mujeres árabes en el mundo del arte. Esta investigación utiliza el método analítico comparativo para analizar el papel de las artistas árabes en la región árabe y el mercado de arte del mundo occidental. Al recopilar primeros datos relacionados con obras vendidas en subastas por artistas árabes mujeres de los siglos XX y XXI, y que pertenecen a los extremos oriental y occidental del mundo árabe. Analizando y comparando los datos para comprender dónde encajan las mujeres artistas del mundo árabe en el mercado de arte de la región de Arabia y Medio Oriente. Y también para comprender el estado de artistas mujeres versus hombres al comparar los precios más altos alcanzados por una obra de arte vendida en una subasta para artistas de ambos géneros, árabe u occidental. Los resultados muestran una clara supremacía de los artistas hombres versus mujeres en el entorno del mercado del arte en los mundos árabe u occidental, lo que lleva a la conclusión de que el trabajo de las mujeres todavía se valora significativamente por debajo que el de los hombres.

Palabras clave: Artes plásticas; Artes visuales; Mercado del arte; preferencia de género en artes; mujeres en el mercado del arte.

¹ This research was funded by the Deanship of Scientific Research at Princess Nourah bint Abdulrahman University through the Fast-track Research Funding Program.

² Princess Nourah Bint Abdulrahman University (Kingdom of Saudi Arabia)
E-mail: isalrasheed@pnu.edu.sa
<https://orcid.org/0000-0002-6291-2991>

³ Mansoura University, Mansoura (Egypt)
E-mail: almousa5@hotmail.com
<https://orcid.org/0000-0002-3941-349X>

Sumario: 1. Introduction. 2. Research Questions. 2.1 Research limitations. 2.2 Research Assumptions. 2.3 Research objectives. 3. Methodology. 3.1 First: Selection of sample countries. 3.1.1 Geographical Division. 3.1.2 Geographical Area. 3.1.3 Population. 3.1.4 Civilization and Cultural History. 3.2 Second: Data & Statistical analysis limitations. 4. Sources. 5. Results. 6. Presentation and analysis. 7. First Section: Data of the Arab Mashreq Artists. 7.1 Female Artists from Kingdom of Saudi Arabia. 7.2 Results. 7.3 Female Artists from Iraq. 7.4 Results. 7.5 Female Artists from Lebanon. 7.6 Results. 8. Second Section: Data of the Arab Maghreb and North Africa Artists. 8.1 Female Artists from Egypt. 8.2 Results. 8.3 Female Artists from Morocco. 8.4 Results. 8.5 Female Artists from Algeria. 8.6 Results. 9. Third Section: Data Analysis of the Previous Two Sections. 9.1 Arab Mashreq vs. Arab Maghreb and North African. 9.1.1 First: Trading Turnover for Arab Mashreq countries. 9.1.2 Second: Trading Turnover for Arab Maghreb and North African countries. 9.1.3 Third: Trading Turnover for Both the Arab Mashreq and the Arab Maghreb and North African countries. 9.1.4 Fourth: Highest Selling Arabian Country. 9.1.5 Fifth: Highest selling Auction Houses. 9.1.6 Sixth: Top-selling Arab Artist (Male/Female) vs. Western Artist (Male/Female). 9.2 Results. 10. Conclusion. References.

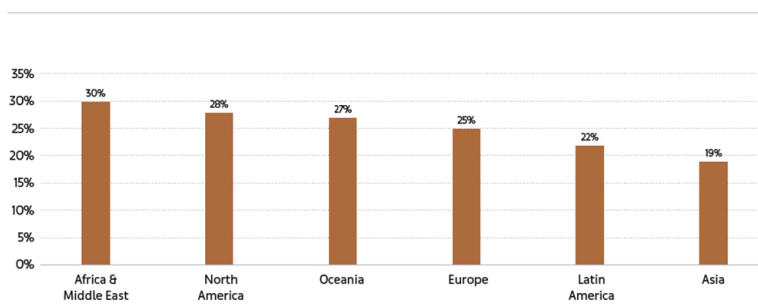
Cómo citar: Alrasheed, I. S.; Sakr, M.H. (2020) Role of Arabian female plastic artists in the art market: A comparative analysis study on selected samples of Arab countries. *Arte, Individuo y Sociedad* 32(4), 1009-1038.

1. Introduction

Since 2003, the art market has been growing at a steady pace in the Middle East. The recent opening of the Louvre Museum in Abu Dhabi and the continued success of Qatar's National Museum in Doha has inspired the demand for artworks by Arab and Middle Eastern artists in general. Currently, the most prominent feature of the art market in the Arab region and the Middle East is the tendency towards artworks made by female artists (Khyat, n.d.).

Perhaps the tendency towards exhibiting and buying the artworks of female artists is the reason for the high representation of women versus men in art galleries in the Middle East and Africa; which is the highest percentage of women representation worldwide as shown in the following figure from the Art Market Report of 2019 (MacAndrew, 2019, p.121 fig. 3.11.). This significant share of gallery representation of women in this region comes in parallel with their success in artworks sales by auction houses.

Figure 3.11 | Share of Female Artists by Gallery Region in 2018



© Arts Economics (2019) with data from Artsy

Figure 1. Share of female artists by gallery representation in different regions of the world (MacAndrew, 2019, p.121 fig. 3.11.).

The overall global representation of women versus men in artistic exhibitions; according to MacAndrew (2019) is however on the rise. After reaching only 4% for women vs. 96% for men in the first half of the twentieth century, in 2018, the percentage reached its highest so far of 33% for women compared to 67% for men, as shown in the following figure from the annual Art Market Report of 2019 (MacAndrew, 2019, p.117 fig. 3.8.).

Gender imbalances in the gallery market are no exception and have been brought to light in different contexts for some time, with rising debate in recent years regarding the reasons for their persistence. Exhibitions and scholarly debates in the gallery sector in recent years have focused on discovering female artists who have been previously overlooked or marginalized by gender in some way in attempts to highlight their importance and better understand the reasons for their lack of commercial or popular success.²²

While there have been sporadic attempts to gather some information in specific cities on the representation of female artists in the gallery sector, to be able to more comprehensively assess the progress or otherwise in gender equality, it is important to gather some universal benchmark statistics within the sector at a global level. To do so, galleries surveyed by Arts Economics in 2018 were asked to report on the gender division of the artists they represented.

Figure 3.8 | Share of Female Versus Male Artists in Global Exhibitions Over Time

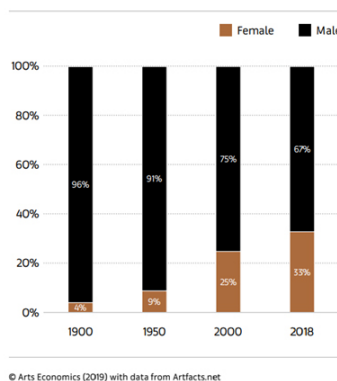


Figure 2. Share of female versus male artists in global exhibitions since the beginning of the 20th century until 2018 (MacAndrew, 2019, p.117 fig. 3.8.).

This research addresses the question pertaining the role of Arab women in art market via comparing data regarding female artists from the Arab Mashreq; eastern Arabian countries and the Arab Maghreb & North Africa; Western Arabian countries. We further compare between female and male artists belonging to the 20th and the early 21st centuries regarding the highest prices reached for an artwork, whether in the Arab region as a whole or in the Western world.

2. Research Questions

- What is the trading turnover for female Arabian artists in the Arabian region and the Western world's art markets?
- What are the artworks with the highest trading value? Those belonging to Arab Mashreq female artists, or to Arab Maghreb & North African female artists?
- What are the types of artworks with the highest trading volume?
- What are the auction houses with the highest representation of Arabian female artists?

2.1. Research limitations

- This research is limited by the time period of the 20th and the early 21st centuries.

- The study offered in this research is restricted to the Arab region and the Western world; Europe & the North American continent.
- In its most part this research only discusses artworks sold at an auction by female artists of the time period assigned above.

2.2. Research Assumptions

The research assumes the superiority of the Arab Mashreq over the Arab Maghreb & North Africa in the trading turnover of artworks. It also assumes the superiority of painting over other types of artworks in the art market; weather in the Arab region as a whole or in the Western world. It assumes as well the supremacy of the price value of male artists' artworks vs. female artists' artworks.

2.3. Research objectives

Using a comparative analytical approach, this research aims to understand the role of female Arab plastic artists of the Arab modernity and contemporary art periods during the 20th and the early 21st centuries in both the Arab and Western world's art markets. The main objectives of this research lie in knowing:

- The approximate percentage of artworks sales of the Arab Mashreq versus the Arab Maghreb & North African female artist.
- The auction houses with the highest turnover for female Arabian artists.
- The artworks with the highest trading value in the art market.
- The highest price reached for an artwork sold at an auction for a female Arabian artist from the 20th and the early 21st centuries.
- The highest price reached for an artwork sold at an auction for a female Western artist from the same time period.
- The artwork with the highest price for an Arabian female artist versus an Arabian male artist.
- The artwork with the highest price for a Western female artist versus a Western male artist.

In this research, the researchers discuss the role of Arab women in the art market by providing a rough statistical analysis of the number of artworks by female Arab artists sold at auctions weather in the Arab region or in the Western world; Europe and the North America. The artists were chosen from a sample representing both eastern and western countries from the Arab region, then analyzing and comparing the results to other international art market statistics.

3. Methodology

3.1. First: Selection of sample countries

The selection of the Arab countries within the scope of this research is based on the following limitations.

3.1.1. Geographical Division

The choice of the Arab countries in this research was based on the division of the Arab world geographically into countries that follow the *Arab Mashreq*; Eastern Arab region and others that follow the *Arab Maghreb and North Africa*; Western Arab region.

The countries of the Arab Mashreq are within the borders of the Asian continent. Egypt and Sudan are located in the heart of the Arab region and therefore are sometimes classified within the Arab Mashreq and other times within the Arab Maghreb. Here, we will consider the two countries within the countries of the Arab Maghreb and North Africa.

3.1.2. Geographical Area

Both Algeria and Saudi Arabia were chosen because of their large geographical area. As Algeria; of the Arab Maghreb countries, is the largest Arab country, followed by Saudi Arabia; of the Arab Mashreq countries.

3.1.3. Population

Egypt was chosen as it ranks first among the Arab countries in terms of population; nearly One Hundred Million people (99.38 million people) according to UN statistics of 2018 (UN Data, 26 July 2019). For the rest of the countries, Algeria comes second with a population of 42 million (42.01 million), Iraq is fourth, followed by Morocco and Saudi Arabia while Lebanon comes in the 13th place with a population of 6.09 million (UN Data, n.d.).

3.1.4. Civilization and Cultural History

We believe it is necessary to include both Iraq and Egypt because of their long history and civilizations dating back thousands of years. Lebanon was chosen for its activeness in contemporary art and cultural scenes.

The selection of countries also took into consideration a balance in the number of countries chosen from both the Arab Mashreq; 3 countries (Saudi Arabia, Iraq and Lebanon), and the Arab Maghreb; also 3 countries (Egypt, Morocco and Algeria), in order to represent, to a great extent, the entirety of the Arab region.

3.2. Second: Data & Statistical analysis limitations

- This research includes Fine and visual artworks including: Painting, Sculpture, Printmaking, Installation, Mixed Media, Photography and New Digital Media.
- In its most part artworks made only by female Arab artists.
- Only artists from Arab countries were chosen to be in the scope of this research.
- Artists belong to only the 20th and the 21st centuries.
- Only one art work was chosen for each artist.
- The artwork chosen is the one sold with the highest price for this artist.
- Only the artworks sold at an auction in the Arab region or in the West; Europe and the North American Continent.

- A comparative statistical analysis is performed on the data concerning both the Arab Mashreq and Arab Maghreb's artists. The results are also compared to latest art market statistics from the annual Art Market Report of 2019 Published by Art Basel and UBS.

4. Sources

Data were mainly collected from:

- Mutual Art online platform (Mutual Art for Auction Prices, n.d.); an online platform founded in 2008 to be a comprehensive database of auction prices of artworks sold worldwide as well as, information about the artworks sold. The database includes more than 300,000 artists and 17,000 technical forums (About Mutual Art, n.d.).
- Auction Houses online platforms, such as Christie's (Christie's Auction House, n.d), Sotheby's (Sotheby's Auction House, n.d.), and other Auction Houses.

5. Results

- The number of artworks sold by auctions to the artists of the Arab countries under this study reached 63 artworks distributed as follows: Saudi Arabia 8 artworks, Iraq 12 artworks, Lebanon 19 artworks, Egypt 14 artworks, Morocco 8 artworks, and finally Algeria two artworks.
- The oldest female artist in this study was born in 1890, from Lebanon; the Arab Mashreq.
- The youngest female artist was born in 1989, from Morocco; the Arab Maghreb.
- The highest selling country from the Arab Mashreq was Lebanon with sales amounting to 1,360,624 US dollars, 59.8% of the total sales of the Arab Mashreq; which amounted to 2,275,000 US dollars.
- The highest selling country from the Arab Maghreb was Egypt with sales amounting to 1,507,549 US dollars, 79.7% of the total sales of the Arab Maghreb; which amounted to 1,890,546 US dollars.
- The total sales of Arab female artists East and West reached 4,165,545.5 US dollars, and the average prices of artworks by female Arab artists reached US \$ 66,120.
- The Arab Mashreq outperformed the Arab Maghreb and North Africa by 54.6% of total sales in the Arab region.
- The highest selling countries were Egypt with 36.2% of the total sales in the Arab region, followed by Lebanon with 32.7%, then Iraq with 11.5%, Saudi Arabia with 10.4%, Morocco with 8.1% and Algeria in the last place with 1.1% of the total sales. .
- The highest price for an artwork was from Egypt; 749,000 US Dollars. The lowest price was from Lebanon, which sold for \$ 924.
- Christie's Dubai Auction House sales amounted to 45.31% of total sales in the Arab region, followed by Sotheby's London with 25.62% of total sales,

Bonham's New Bond Street in London with 10.5% of total sales, Waddington's Auction House in Toronto, Canada with only 0.02% of total sales.

- The highest selling genre of artworks was Paintings with 75.9% of total sales of the Arab region. In the second place was Sculpture and Installation with 9.0% of total sales for both, and in the third place Printmaking with 3%, Photography in the fourth place with 1.8% and in the last place Digital Media artworks with 1.3% of total sales.
- Egypt ranked first among the Arab countries under study in the field of painting by 46.2%, followed by Lebanon in the second place with 31.4%. The total number of painting artworks sold in an auction was 47 out of the total 63 artworks sold of all genres with a 74.6%.
- The highest-priced work was *Faraht Al-Nuba*, which was sold for 749,000 US Dollars.
- In general, there was a big difference in price between artworks produced by male artists versus female artist weather in the Arab region or in the Western World.

6. Presentation and analysis

Presentation and statistical analysis of the data will be done in 3 sections:

- **First Section:** Data of the Arab Mashreq female artists.
- **Second Section:** Data of the Arab Maghreb and North Africa Female Artists.
- **Third Section:** Data analysis of the previous two sections.

Note:

In presenting the data concerning the artists, and for privacy reasons, artist's names were replaced by Birth/Decease dates, artworks titles were replaced with only the artwork genre and a code was given to identify artworks. The codes syntax uses the first letter of each country attached to a serial number as in (S.1, S.2, S.3, etc) where S signifies Saudi Arabia.

7. First Section: Data of the Arab Mashreq Artists

7.1. Female Artists from Kingdom of Saudi Arabia

Table 1.1 Provides Saudi Arabian female artists' artworks data sold at an auction from the highest price to the lowest. The total number of artists was 8.

Table 1.1. 20th and 21st Centuries Saudi Arabian female artists' artworks sold at an Auction.

Code	Birth/Decease	Artwork Genre	Auction House	Price in USD	Sale Date	Reference
S.1	(1973-)	Installation	Sotheby's Doha	329,000	2013	Sotheby's
S.2	(1973-)	LED bulb lamps on acrylic and wood	Christie's Dubai	27,500	2013	Christie's
S.3	(1980-)	Graphite with fiberglass finish on marble	Christie's Dubai	22,500	2011	Christie's
S.4	(1959-)	Installation	Christie's Dubai	20,000	2011	Christie's
S.5	(1970-)	Digital C-print diasec mounted on dibond	Christie's Dubai	18,750	2012	Christie's
S.6	(1968-)	Photography	Christie's Dubai	8,125	2009	Christie's
S.7	(1978-)	Digital C-41 print mounted on dibond	Christie's Dubai	7,500	2011	Christie's
S.8	(1967-)	Silkscreen on paper	Christie's Dubai	1,875	2009	Christie's

7.2. Results

- The total number of sold artworks by Saudi Arabian female artists was 8.
- The oldest female artist was born in 1959.
- The youngest artist was born in 1980.
- Most of the artworks were sold at Christie's Dubai and only one was sold at Sotheby's in Doha, Qatar.
- The total sales of Saudi female artists reached 435,250 USD.
- The artworks genres included sculpture, installation, photography and silkscreen prints.

Figure 1.2 shows the order of artworks from the highest to the lowest price, whereas Table 1.3 shows the share of each artist in the total number of Saudi Arabian artists' sales. We note that the work that ranked first outperformed the rest of the Saudi artists' works by 75.6%.

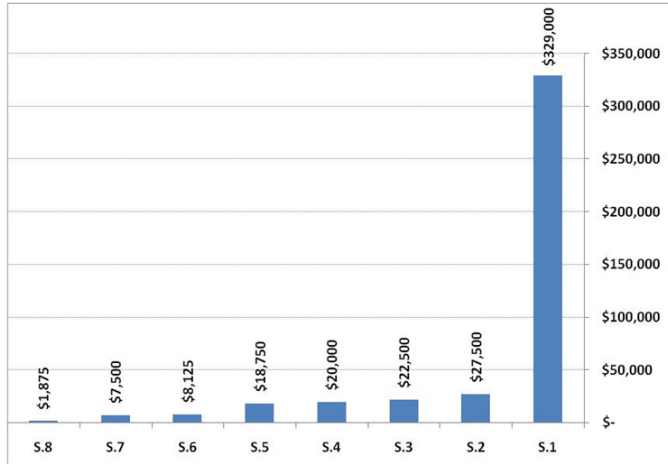


Figure 1.2. Prices of Saudi Arabian artist’s artworks, from the highest to the lowest price.

Table 1.3. Percentage of artists’ share from the total number of Saudi Arabian artists’ sales.

Artwork Code	Price in USD	Percentage
S.1	329,000	75.6%
S.2	27,500	6.3%
S.3	22,500	5.2%
S.4	20,000	4.6%
S.5	18,750	4.3%
S.6	8,125	1.9%
S.7	7,500	1.7%
S.8	1,875	0.4%
Total	435,250	100%

Table 1.4 shows share of auction houses from the sales of Saudi Arabian artists. We note that Sotheby’s Doha exceeded Christie’s Dubai with 75.6% of total sales even though it was only responsible for the sale of one artwork; the one with the highest price of all Saudi artworks sold.

Table 1.4. Share of Auction Houses from Saudi Arabian artists' sales.

Auction House	No. of Artworks	Total Sale in USD	Percentage
Sotheby's Doha	1	329,000	75.6%
Christie's Dubai	7	106,250	24.4%

7.3. Female Artists from Iraq

The following Table 1.5 shows Iraqi female artists' artworks sold at an auction from highest price to the lowest. The total number of artists was 12.

Table 1.5. 20th and 21st Centuries Iraqi female artists' artworks sold at an Auction.

Code	Birth/Decease	Artwork Genre	Auction House	Price in USD	Sale Date	Reference
I.1	(1981-)	Painting, oil on canvas.	Christie's London	153,183	2018	Mutual Art
I.2	(1942-)	Painting, oil on canvas.	Christie's Dubai	67,000	2007	Mutual Art
I.3	(1966-)	Photography	Christie's Dubai	60,000	2008	Christie's
I.4	(1908-2005)	Painting, pastel on paper.	Sotheby's London	48,136	2017	Mutual Art
I.5	(1929-)	Painting, oil on canvas.	Bonham's New Bond London	46,318	2017	Mutual Art
I.6	(1941-1991)	Painting, oil on canvas.	Christie's Dubai	35,000	2018	Christie's
I.7	(1928-)	Painting, oil on wood.	Bonham's New Bond London	20,506	2015	Mutual Art
I.8	(1953-)	Painting, oil on canvas.	Christie's London	12,500 pound 16,107.5 USD (exchange rate on 24 th Oct. 2018) (Currency Exchange, 28 July 2019)	2018	Christie's
I.9	(1923-2008)	Painting, oil on canvas.	Christie's Dubai	11,250	2018	Mutual Art
I.10	(1958-)	Painting, mixed media; acrylic, burned canvas, cloth and cardboard collage on burned wooden board.	Christie's Dubai	9,375	2012	Christie's
I.11	(1973-)	Painting, acrylic on canvas.	Christie's Dubai	7,250	2012	Christie's
I.12	(1941-1992)	Painting, acrylic on paper.	Christie's Dubai	5,000	2009	Christie's

7.4. Results

- The total number of Iraqi artists was 12.
- The oldest female artist was born in 1908 and died in 2005.
- The youngest female artist was born in 1981.
- 7 works sold at Christie’s Dubai, two works at Christie’s London, one artwork was sold at Sotheby’s London, and two works at Bonham’s New Bond Street in London.
- Total sales of Iraqi artists reached 479,126 US Dollars.
- All the works of Iraqi artists were painting works except one photographic artwork.

The following Figure 1.6 shows the order of artworks from the highest to the lowest price, whereas Table 1.7 shows the share of each artist in the total sales of Iraqi artists. We note that the work that ranked first outperformed the rest of the Iraqi artists’ artworks with 32.0%, and the percentage of the artwork that ranked second of the total Iraqi sales was 14.0%.

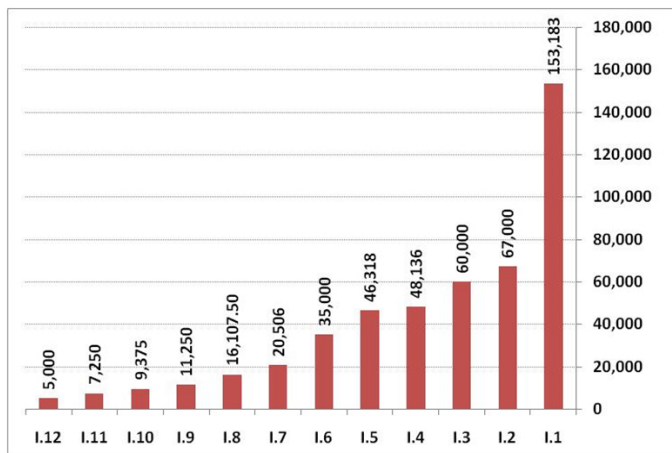


Figure 1.6. Prices of Iraqi artist’s artworks, from the highest to the lowest price.

Table 1.7. Percentage of artists' share from the total number of Iraqi artists' sales.

Artwork Code	Price in USD	Percentage
I.1	153,183	32.0%
I.2	67,000	14.0%
I.3	60,000	12.5%
I.4	48,136	10.0%
I.5	46,318	9.7%
I.6	35,000	7.3%
I.7	20,506	4.3%
I.8	16,107.5	3.4%
I.9	11,250	2.3%
I.10	9,375	2.0%
I.11	7,250	1.5%
I.12	5,000	1.0%
Total	479,125.5	100%

Table 1.8 shows auction houses' share of the total sales of Iraqi artists. As shown, Christie's Dubai comes first with a 40.7% for the sale of 7 artworks, followed by Christie's London with a 35.3% for the sale of only two artworks, one of which ranked first in terms of price among the rest of the Iraqi artists' artworks.

Table 1.8. Share of Auction Houses from Iraqi artists' sales.

Auction House	No. of Artworks	Total Sale in USD	Percentage
Christie's Dubai	7	194,875	40.7%
Christie's London	2	169,290.5	35.3%
Bonham's New Bond London	2	66,824	13.9%
Sotheby's London	1	48,136	10.0%

7.5. Female Artists from Lebanon

The following Table 1.9 shows Lebanese female artists' artworks sold at an auction from highest price to the lowest. The total number of artists was 19.

Table 1.9. 20th and 21st Centuries Lebanese female artists' artworks sold at an Auction.

Code	Birth/Decease	Artwork Genre	Auction House	Price in USD	Sale Date	Reference
L.1	(1916-2017)	Wood Sculpture	Bonham's New Bond London	352,973	2017	Mutual Art
L.2	(1931-)	Painting, oil on canvas.	Sotheby's London	244,369	2019	Mutual Art
L.3	(1925-)	Painting, oil on canvas.	Sotheby's London	171,059	2019	Mutual Art
L.4	(1928-)	Painting, oil on canvas.	Christie's Dubai	125,000	2019	Christie's
L.5	(1969-)	Painting, Collage of Photography	Christie's Dubai	98,500	2008	Mutual Art
L.6	(1974-)	Painting, oil and collage on canvas.	Christie's Dubai	75,000	2013	Mutual Art
L.7	(1890-1975)	Painting, oil on canvas.	Sotheby's London	73,024	2018	Mutual Art
L.8	(1923-2009)	Painting, oil on canvas.	Sotheby's London	70,907	2015	Mutual Art
L.9	(1976-)	Painting, mixed media on Styrofoam board	Sotheby's London	33,365	2008	Mutual Art
L.10	(1979-)	Painting, acrylic on canvas.	Christie's Dubai	32,500	2012	Mutual Art
L.11	(1961-)	Painting, oil on canvas.	Christie's Dubai	25,000	2012	Christie's
L.12	(1936-)	Painting, oil on canvas.	Christie's Dubai	12,500	2019	Christie's
L.13	(1954-)	Painting, oil on canvas.	Christie's Dubai	11,875	2015	Mutual Art
L.14	(1953-)	Painting, oil on wood.	Christie's Dubai	9,375	2011	Christie's
L.15	(1972-)	Painting, acrylic on a wooden bench	Christie's Dubai	8,750	2017	Christie's
L.16	(1972-)	Digital C-print laid on alucobond	Christie's Dubai	7,500	2010	Christie's
L.17	(1987-)	framed HD video still photography	Christie's Dubai	5,625	2013	Christie's
L.18	(1957-)	Painting, oil on canvas.	Cornette De Saint CYR Paris (Cornette de SAINT CYR Auction House Paris, 27April 2019).	1,800 Euro 2,378 USD (exchange rate of Dec.2012) (Currency Exchange, 28 July 2019)	2012	Cornette De Saint CYR Paris
L.19	(1942-)	Painting, watercolor pencil on paper	Waddington's Toronto	924	2018	Mutual Art

7.6. Results

- Total number of Lebanese artists was 19.
- The oldest female artist was born in 1890 and died in 1975.
- The youngest female artist was born in 1987.
- 11 artworks were sold at Christie's Dubai, 5 at Sotheby's London, one at Bonham's New Bond Street in London, one at Cornette De Saint CYR Paris and one at Waddington's in Toronto.
- The total sales of Lebanese artists reached 1,360,624 USD.
- Most of the artworks were paintings whether in oil, acrylic, collage, mixed media or in watercolor. In addition to two other artworks, one of which is wood carving, and the second is a framed still image from video.

The following Figure 1.10 shows the order of artworks from the highest to the lowest price, whereas Table 1.11 shows the share of each artist from the total sales of the Lebanese artists. We note that the work that ranked first reached 25.9% of total sales, the work that ranked second reached 18%, and the third reached 12.6% of total sales, which denotes that these three ranking artworks, exceeded 50% (56.5%) of the total sales of the Lebanese artists.

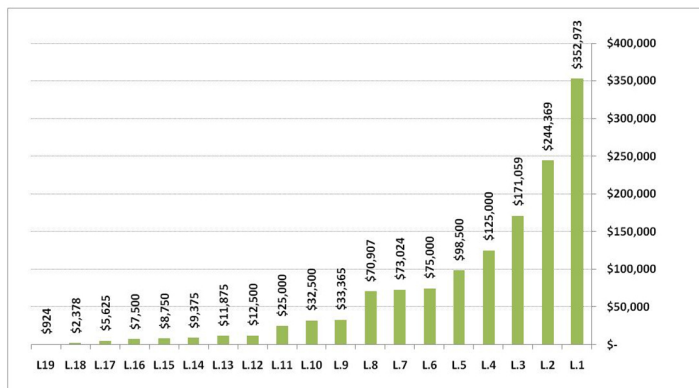


Figure 1.10. Prices of Lebanon artist's artworks, from the highest to the lowest price.

Table 1.11. Percentage of artists' share from the total number of Lebanese artists' sales.

Artwork Code	Price in USD	Percentage
L.1	352,973	25.9%
L.2	244,369	18.0%
L.3	171,059	12.6%
L.4	125,000	9.2%
L.5	98,500	7.2%
L.6	75,000	5.5%
L.7	73,024	5.4%
L.8	70,907	5.2%
L.9	33,365	2.5%
L.10	32,500	2.4%
L.11	25,000	1.8%
L.12	12,500	0.9%
L.13	11,875	0.9%
L.14	9,375	0.7%
L.15	8,750	0.6%
L.16	7,500	0.6%
L.17	5,625	0.4%
L.18	2,378	0.2%
L.19	924	0.1%
Total	1,360,624	100%

Table 1.12 shows auction houses' share of the total sales of Lebanese artists. We note that Sotheby's London exceeded the rest of the auction houses by 43.6% with sales of five artworks, followed by Christie's Dubai with 30.3% of total sales and Bonham's New Bond London reached 25.9% for the sale of only one artwork; the top ranking among the Lebanese artists' sales.

Table 1.12. Share of Auction Houses from Lebanese artists' sales.

Auction House	No. of Artworks	Total Sale in USD	Percentage
Sotheby's London	5	592,724	43.6%
Christie's Dubai	11	411,625	30.3%
Bonham's New Bond London	1	352,973	25.9%
Cornette De Saint CYR Paris	1	2,378	0.2%
Waddington's Toronto	1	924	0.1%

8. Second Section: Data of the Arab Maghreb and North Africa Artists

8.1. Female Artists from Egypt

The following Table 2.1 shows Egyptian female artists' artworks sold at an auction from highest price to the lowest. The total number of artists was 14.

Table 2.1. 20th and 21st Centuries Egyptian female artists' artworks sold at an Auction.

Code	Birth/Decease	Artwork Genre	Auction House	Price in USD	Sale Date	Reference
E.1	(1919-2003)	Painting, oil and gold leaf on canvas	Christie's Dubai	749,000	2015	Christie's
E.2	(1963-)	Painting, acrylic, gel and embroidery on canvas	Sotheby's London	223,165	2013	Mutual Art
E.3	(1925-)	Painting, oil on canvas	Sotheby's London	107,245	2017	Mutual Art
E.4	(1924-1989)	Painting, oil on canvas	Sotheby's London	96,055	2018	Mutual Art
E.5	(1905-1994)	Painting, oil on wood	Christie's Dubai	62,500	2014	Mutual Art
E.6	(1919-2002)	Painting, oil on canvas	Christie's Dubai	58,750	2018	Christie's
E.7	(1908-1977)	Painting, oil on canvas	Christie's Dubai	56,250	2015	Mutual Art
E.8	(1930-2010)	Painting, oil on <u>celotex</u>	Christie's Dubai	46,250	2015	Christie's
E.9	(1962-)	Ink on wood	Christie's Dubai	40,000	2013	Christie's

E.10	(1913-1968)	Painting, oil on canvas	Christie's Dubai	25,000	2015	Mutual Art
E.11	(1914-1982)	Painting, oil on wood	Bonham's New Bond London	17,709	2015	Mutual Art
E.12	(1948-)	Painting, collage on canvas of colored drawings on paper	Christie's Dubai	11,250	2009	Mutual Art
E.13	(1984-)	photography and computer graphic	Christie's Dubai	8,125	2012	Christie's
E.14	(1967-)	Painting, photographic print with pastel and gold pen	Christie's Dubai	6,250	2009	Christie's

8.2. Results

- Total number of Egyptian artists was 14.
- The oldest female artist was born in 1905 and died in 1994.
- The youngest female artist was born in 1984.
- 10 works were sold at Christie's Dubai, 3 at Sotheby's London and one at Bonham's New Bound Street in London.
- Total sales of Egyptian artists reached 1,507,549 USD.
- Most of the Egyptian artists' artworks were Paintings whither in oil, acrylic, collage, mixed media or in watercolors. Two additional works follow other genres; one being ink on wood, and the other is digital collage using photographs.

The following Figure 2.2 shows the order of artworks from the highest to the lowest price, whereas Table 2.3 shows the share of each artist from the total sales of the Egyptian artists. We note that the work that ranked first reached almost half (49.7%) of the total sales of the Egyptian Artists.

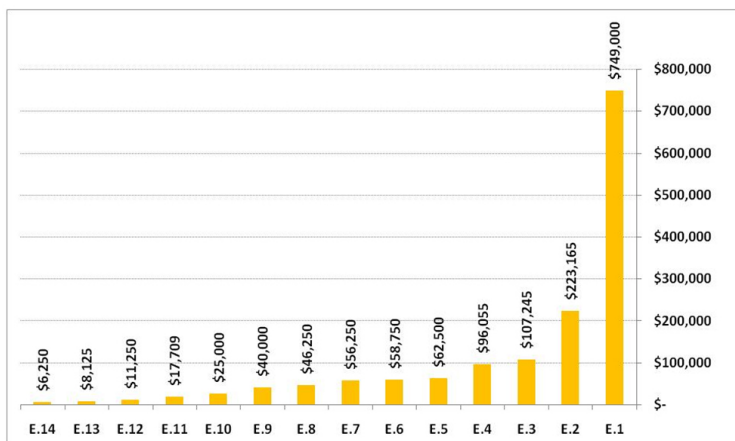


Figure 2.2. Prices of Egyptian artist's artworks, from the highest to the lowest price.

Table 2.3. Percentage of artists' share from the total number of Egyptian artists' sales.

Artwork Code	Price in USD	Percentage
E.1	749,000	49.7%
E.2	223,165	14.8%
E.3	107,245	7.1%
E.4	96,055	6.4%
E.5	62,500	4.1%
E.6	58,750	3.9%
E.7	56,250	3.7%
E.8	46,250	3.1%
E.9	40,000	2.7%
E.10	25,000	1.7%
E.11	17,709	1.2%
E.12	11,250	0.7%
E.13	8,125	0.5%
E.14	6,250	0.4%
Total	1,507,549	100%

Table 2.4 shows auction houses' share of the total sales of the Egyptian artists. We note that Christie's Dubai exceeded the rest of the auction houses by 70.5% of the total sales, for the selling of 10 artworks out of a total of 14.

Table 2.4. Share of Auction Houses from Egyptian artists' sales.

Auction House	No. of Artworks	Total Sale in USD	Percentage
Christie's Dubai	10	1,063,375	70.5%
Sotheby's London	3	426,465	28.3%
Bonham's New Bond London	1	17,709	1.2%

8.3. Female Artists from Morocco

The following Table 2.5 shows Moroccan female artists' artworks sold at an auction from highest price to the lowest. The total number of artists was 8.

Table 2.5. 20th and 21st Centuries Moroccan female artists' artworks sold at an Auction.

Code	Birth/ Decease	Artwork Genre	Auction House	Price in USD	Sale Date	Reference
M.1	(1974-)	Painting, colored ink on canvas	Phillips London	204,009	2015	Mutual Art
M.2	(1956-)	chromogenic print mounted on aluminum, in three parts	Christie's Dubai	81,250	2013	Christie's
M.3	(1967-)	Painting, acrylic, string and glue on canvas	Christie's Dubai	17,500	2013	Christie's
M.4	(1967-)	Painting, mixed media on paper	Moroccan Company Auction House	15,647	2017	Mutual Art
M.5	(1945-2011)	Painting, oil on wood	Tajan Paris	7,068	2015	Mutual Art
M.6	(1989-)	Painting, acrylic on canvas	Moroccan Company Auction House	6,865	2017	Mutual Art
M.7	(1924-)	Painting, oil on canvas	Tajan Paris	4,375	2014	Mutual Art
M.8	(1933-)	Painting, acrylic on wood	Matsart Auctioneers and Appraisers	1,380	2005	Mutual Art

8.4. Results

- Total number of Moroccan artists was 8.
- The oldest female artist was born in 1924.
- The youngest female artist was born in 1989.
- Two works were sold at Christie's Dubai, two at Tajan Paris, two at the Moroccan Company Auction House, one at Philips London and one at the Matsart Auctioneers and Appraisers Jerusalem.
- Total sales of Moroccan artists reached 338,094 USD.
- Most of the works of Moroccan artists were paintings whether oil, acrylic, collage, mixed media, colored inks, and one work is a chromogenic print mounted on aluminum in three parts.

The following Figure 2.6 shows the order of artworks from the highest to the lowest price, whereas Table 2.7 shows the share of each artist from the total sales of the Moroccan artists. We note that the work that ranked first reached 60.34% of the total sales of the Moroccan Artists, exceeded more than half of the sales.

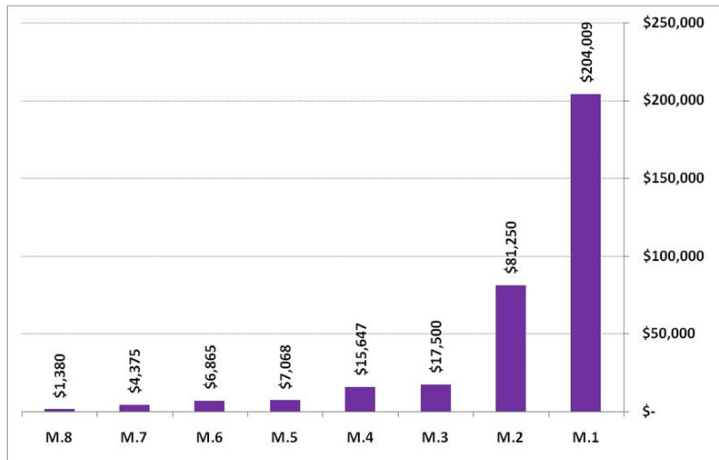


Figure 2.6. Prices of Moroccan artist's artworks, from the highest to the lowest price.

Table 2.7. Percentage of artists' share from the total number of Moroccan artists' sales.

Artwork Code	Price in USD	Percentage
M.1	204,009	60.34%
M.2	81,250	24.03%
M.3	17,500	5.18%
M.4	15,647	4.63%
M.5	7,068	2.09%
M.6	6,865	2.03%
M.7	4,375	1.29%
M.8	1,380	0.41%
Total	338,094	100%

Table 2.8 shows auction houses' share of the total sales of the Moroccan artists. We note that Philips in London exceeded the rest of the auction houses by 60.3% of the total sales, for the selling of only one artwork; the ranking artwork in terms of price among the rest of the Moroccan artworks sales.

Table 2.8. Share of Auction Houses from Moroccan artists' sales.

Auction House	No. of Artworks	Total Sale in USD	Percentage
Phillips London	1	204,009	60.3%
Christie's Dubai	2	98,750	29.2%
Moroccan Company Auction House	2	22,512	6.7%
Tajan Paris	2	11,443	3.4%
Matsart Auctioneers and Appraisers	1	1380	0.4%

8.5. Female Artists from Algeria

The following Table 2.9 shows Algerian female artists' artworks sold at an auction from highest price to the lowest.

Table 2.9. 20th and 21st Centuries Algerian female artists' artworks sold at an Auction.

Code	Birth/Decease	Artwork Genre	Auction House	Price in USD	Sale Date	Reference
A.1	(1931-1998)	Painting, Gouache	Aguttes Lyon France	32,403	2015	Mutual Art
A.2	(1977-)	Digital c-print mounted on Alucobound and Plexiglas	Christie's Dubai	12,500	2016	Christie's

8.6. Results

- Total number of Algerian artists was two.
- The oldest artist was born in 1931 and died in 1998.
- The youngest was born in 1977.
- One artwork was sold by Aguttes Auction House Lyon France, and the other one was sold by Christie's in Dubai.
- Total sales of the Algerian artists reached US \$ 44,903.
- One artwork was a painting in gouache the other is a digital c-print mounted on Alucobound and Plexiglas.

The following Figure 2.10 shows the order of artworks from the highest to the lowest price, whereas Table 2.11 shows the share of each artist from the total sales of the Algerian artists. We note that the work that ranked first reached 72.2% of value of sales, whereas all the other work reached 27.8% of the Algerian artists' sales.

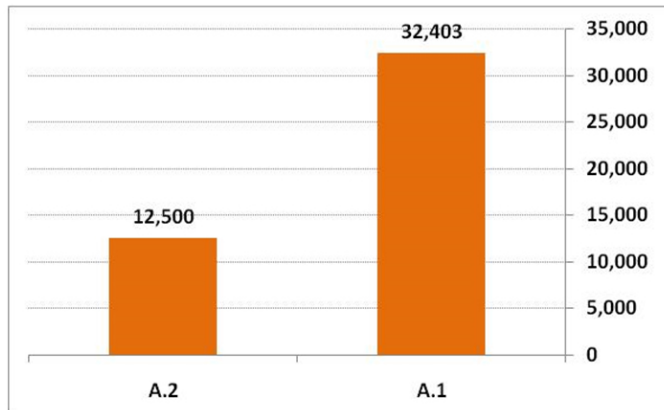


Figure 2.10. Prices of Algerian artist's artworks, from the highest to the lowest price.

Table 2.11. Percentage of artists' share from the total number of Algerian artists' sales.

Artwork Code	Price in USD	Percentage
A.1	32,403	72.2%
A.2	12,500	27.8%
Total	44,903	100%

Table 2.12 shows auction houses' share of the total sales of the Algerian artists. We note that between the two auction houses Aguttes in Lyon France ranked first with 72.2% of total sales whereas Christie's Dubai came second.

Table 2.12. Share of Auction Houses from Algerian artists' sales.

Auction House	No. of Artworks	Total Sale in USD	Percentage
Aguttes Lyon France	1	32,403	72.2%
Christie's Dubai	1	12,500	27.8%

9. Third Section: Data Analysis of the Previous Two Sections

This section provides a comparative analysis study of the data mentioned in the first and second sections. It includes:

- The region with the highest trading turnover of female Arabian artists between the Arab Mashreq and the Arab Maghreb and North Africa.
- The highest-priced artwork from the Arab region east and west.

- The highest selling auction houses of Arab female artists' works.
- The highest price reached for a work of art by an Arab and Western artist; male or female from the 20th and the 21st centuries.

9.1. Arab Mashreq vs. Arab Maghreb and North African

9.1.1. First: Trading Turnover for Arab Mashreq countries

Table 3.1 and Figure 3.2 show the total sales of female artists from the Arab Mashreq countries and a percentage of the total sales for each country. We note that Lebanon surpassed the rest of the countries by more than half of the total sales with 59.8%, followed by Iraq 21.1% and Saudi Arabia 19.1%.

Table 3.1. Total sales turnover of female artists from the Arab Mashreq by country.

Country	Turnover in USD	Percentage
Lebanon	1,360,624	59.8%
Iraq	479,125.5	21.1%
Saudi Arabia	435,250	19.1%
Total	2,275,000	100%

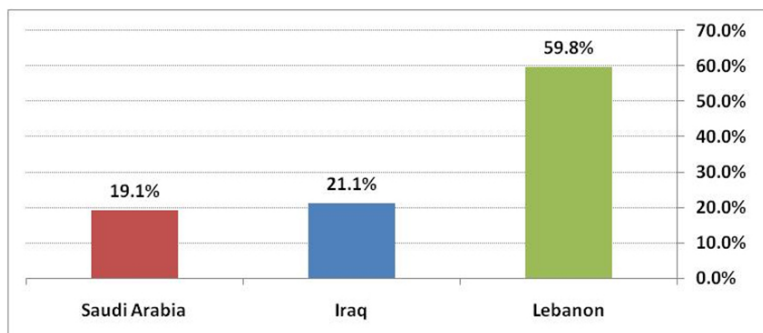


Figure 3.2. countries share of total Arab Mashreq's female artists sales.

9.1.2. Second: Trading Turnover for Arab Maghreb and North African countries

Table 3.3 and Figure 3.4 show total sales of female artists from the Arab Maghreb and North African countries and the percentage of the total sales for each country. We note that Egypt surpassed the rest of the countries by 79.7% of the total sales, followed by Morocco with 17.9% and Algeria with small percentage of 2.4%.

Table 3.3. Total sales turnover of female artists from the Arab Maghreb and North Africa by country.

Country	Turnover in USD	Percentage
Egypt	1,507,549	79.7%
Morocco	338,094	17.9%
Algeria	44,903	2.4%
Total	1,890,546	100%

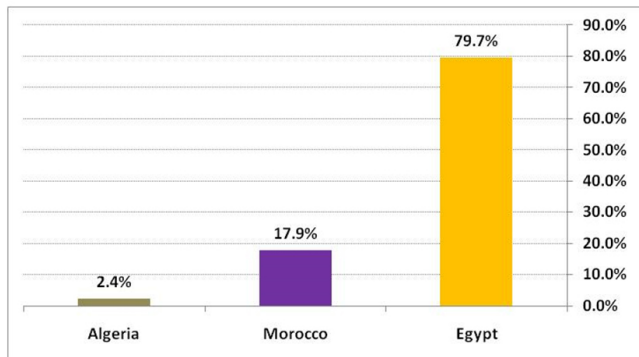


Figure 3.4. countries share of total Arab Maghreb and North African female artists' sales.

9.1.3. Third: Trading Turnover for Both the Arab Mashreq and the Arab Maghreb and North African countries

Overall, we found that the sales of both the Arab Mashreq and the Arab Maghreb and North Africa compared to the total Arabian region sales are close. The Arab Mashreq ranks first though with 54.6% of Total sales with a difference of 9.2% from the Arab Maghreb as shown in Table 3.5 and Figure 3.6.

Table 3.5. Total sales turnover by region (East Arabian Region v. West).

Region	Turnover in USD	Percentage
Arab Mashreq	2,275,000	54.6%
Arab Maghreb and North Africa	1,890,546	45.4%
Total	4,165,545.5	100%

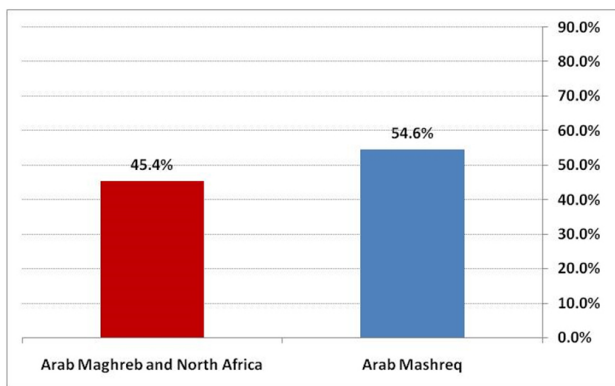


Figure 3.6. Arab Region share of total sales.

9.1.4. Fourth: Highest Selling Arabian Country

Table 3.7 and Figure 3.8 illustrate the ranking of the Arab Countries both East and West regarding trading turnover of female artists. We note that Egypt from the Arab Maghreb and North Africa ranks first with 36.2% of total sales, followed by Lebanon from the Arab Mashreq with 32.7%.

Table 3.7. Order of countries by trading turnover of female Arabian artists.

Country	Turnover in USD	Percentage
Egypt	1,507,549	36.2%
Lebanon	1,360,624	32.7%
Iraq	479,125.5	11.5%
Saudi Arabia	435,250	10.4%
Morocco	338,094	8.1%
Algeria	44,903	1.1%
Total	4,165,545.5	100%

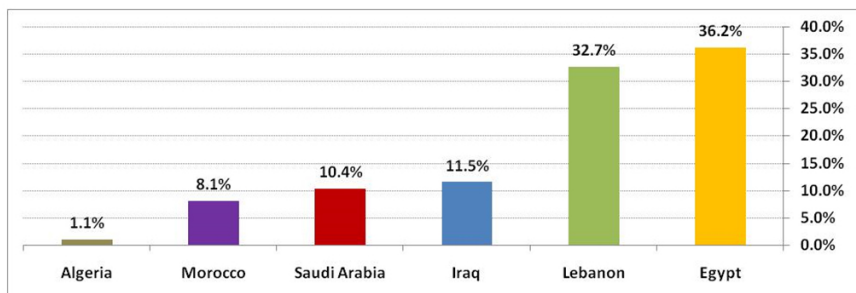


Figure 3.8. Ranking Arab countries by trading turnover.

In total, 63 female artists' artworks were sold at international or local auctions with a total turnover of 4,165,545.5 million USD and the average price for an artwork by a female Arabian artist was 66,120 USD. The highest price for an artwork was for an artist from Egypt reaching 749,000 USD; which is still under the one million US dollars' mark. The lowest price was for a work of a Lebanese artist; which was sold for only 924 USD. The largest number of artworks sold for female artists from a specific Arabian country was also from Lebanon, the lowest number was from Algeria.

9.1.5. Fifth: Highest selling Auction Houses

The following Table 3.9 shows the best-selling auction houses for Arab female artists. Christie's Dubai ranked first by 45.31%, followed by Sotheby's London by 25.62%; together both account for 70.93% of the total sales of the Arab region.

Table 3.9. Ranking of auction houses by total sales turnover for Arab female artists' artworks.

Auction House	No. of Works	Turnover by Country in USD	Country	Total Turnover	Percentage
Christie's Dubai	7	106,250	Saudi Arabia	1,887,375	45.31%
	7	194,875	Iraq		
	11	411,625	Lebanon		
	10	1,063,375	Egypt		
	2	98,750	Morocco		
	1	12,500	Algeria		
Sotheby's London	1	48,136	Iraq	1,067,325	25.62%
	5	592,724	Lebanon		
	3	426,465	Egypt		
Bonham's New Bond London	2	66,824	Iraq	437,506	10.50%
	1	352,973	Lebanon		
	1	17,709	Egypt		
Sotheby's Doha	1	329,000	Saudi Arabia	329,000	7.90%
Philips London	1	204,009	Morocco	204,009	4.90%
Christie's London	2	169,290.5	Iraq	169,290.5	4.06%
Aguttes Lyon France	1	32,403	Algeria	32,403	0.78%
Moroccan Company Auction House	2	22,512	Morocco	22,512	0.54%
Tajan Paris	2	11,443	Morocco	11,443	0.27%
Cornette De Saint CYR Paris	1	2,378	Lebanon	2,378	0.06%
Matsart Auctioneers and Appraisers	1	1380	Morocco	1380	0.03%
Waddington's Toronto	1	924	Lebanon	924	0.02%
Total Region Turnover				4,165,545.5	100%

9.1.6. Sixth: Top-selling Arab Artist (Male/Female) vs. Western Artist (Male/Female)

Table 3.10 shows the top-selling artworks sold at an auction for a 20th and 21st century Arab artist (male/female) vs. Western artist (male/female).

Table 3.10. Top-selling price for an artwork at an auction by an Arab Artist (male/female) vs. a Western artist (male female) from the 20th and the 21st centuries.

Artist	Nationality	Artwork	Auction House	Price in USD	Date of Sale	Source
Pablo Picasso (1881-1973)	Spanish	Les Femmes d'Alger (Version O) Painting oil on canvas, 1955.	Christie's NY	179,365,000	11 May 2015	Business Insider.com (Chang Olivia, 4 July 2015)
Mahmoud Said (1897-1964)	Egyptian	The Wirling Dervishes Painting oil on canvas, 1929.	Christie's Dubai	2,546,500	26 Oct. 2010	Christie's
Georgia O'Keefe (1887-1986)	American	Jimson Weed/White Flower No. 1 Painting oil on canvas, 1932.	Sotheby's	44,405,000	Nov. 2014	Invaluable.com (Invaluable, 6 June 2018)
Tahia Halim (1919-2003)	Egyptian	"Farhat Alnoubat" Painting oil and gold leaf on canvas, 1965.	Christie's Dubai	749,000	18 Mar. 2015	Christie's

9.2. Results

When comparing the Western artist's top-selling prices we find clear supremacy of male vs. female; as the highest price reached at an auction for the female American artist Georgia O'Keefe was just over 44 million USD compared to more than 179 million USD for Picasso's work.

And when we compare the top-selling Arab artists male and female, we find a big difference again between Tahia Halim's 749 thousand USD and the over 2 and a half million dollars of Mahmoud Said's work; the female artists didn't even reach the million dollars mark. Figure 3.11 shows the difference between the prices of female artist vs. male artists.

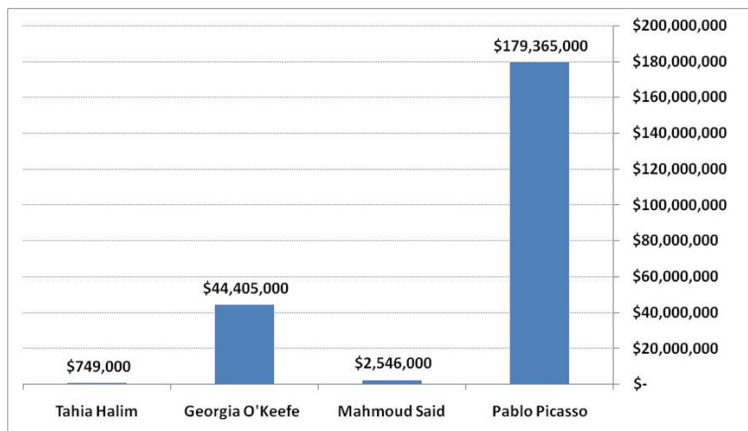


Figure 3.11. top-selling male/female Arab/Western artists from the 20th and the 21st centuries at an auction.

10. Conclusion

We conclude that, in general, the Arab Mashreq art market is more active than that of the Arab Maghreb's, that 2D painting works are still at the forefront of the international art market. Although the highest representation of women by galleries or auction houses around the world is in the Middle East and Africa (30% for women compared to 70% for men), women's work is still valued significantly lower than that of men, though the gap widens even more in the western world.

However, the smaller gap between the average prices of women versus men in Africa and the Middle East, as shown in Figure 3.12, which shows the average prices of works produced after 1999 for female versus male artists from different regions of the world (Brown, 2019), is mainly due to the fact that the prices of works by artists from the Arab region - men and women - are still much lower than those of Western artists; specially for works by movements leaders and pioneers such as Picasso.

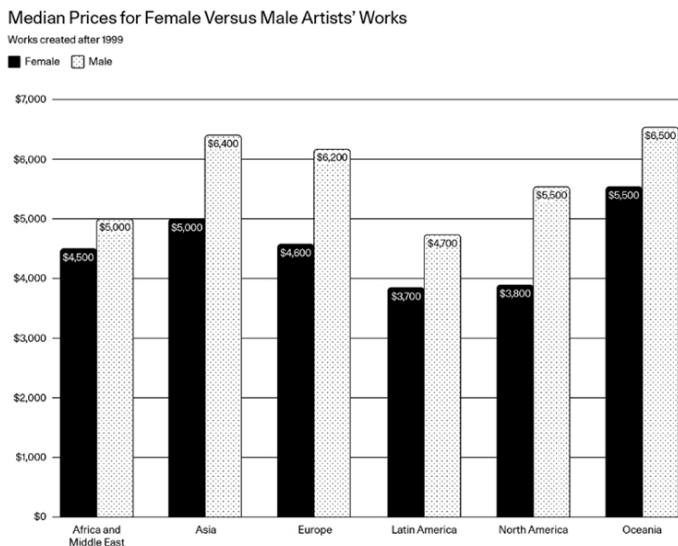


Figure 3.12 Median Prices for Female vs. Male Artists' Works for Different Regions of the World (Artsy.com).

Trying to uncover the reasons behind today's inequality in the art scene may be challenging; as it may be due to, according to Taylor Whitten Brown (2019) the differences in representation for men vs. women, the unbalanced burden of raising children between fathers and mothers, the percentage of men versus women in exhibition management and curating, cultural bias between the two sexes and other reasons that contribute to what is causing this gap between the prices of women's artworks versus men's. At the end, we can only hope for a more significant role in the art market for female Arab artists, and a more just representation for female artists in general.

References

- About Mutual Art. (n.d.). Retrieved April 27, 2019, from <https://www.mutualart.com/Static/AboutUs>
- Brown, T. (2019, March 8). *Why Is Work by Female Artists Still Valued Less Than Work by Male Artists?*. Retrieved August 19, 2019, from <https://www.artsy.net/article/artsy-editorial-work-female-artists-valued-work-male-artists>
- Chang, O. (2015, July 4). *The Most Expensive Paintings Ever Sold in The World*. Retrieved August 21, 2019, from <https://www.businessinsider.com>
- Christie's Auction House. (n.d.). Retrieved May 18, 2019, from <https://www.christies.com>
- Cornette de SAINT CYR Auction House Paris. (n.d.). Retrieved April 27, 2019, from <http://www.cornettedesaintcyr.fr>
- Currency Exchange. (n.d.). Retrieved July 28, 2019, from <https://www.poundsterlinglive.com/best-exchange-rates/euro-to-us-dollar-exchange-rate-on-2012-12-31>

- Invaluable Auctions & Galleries. (n.d.). *10 Record Breaking Works By Women Artists*. Retrieved May 5, 2019, from <https://www.invaluable.com>
- Khyat, H. (n.d.). *Collecting guide: Middle Eastern Modern and Contemporary art*. Retrieved August 15, 2019, from https://www.christies.com/features/Collecting-guide-Middle-Eastern-Modern-and-Contemporary-Art-9470-3.aspx?sc_lang=en#FID-9470
- MacAndrew, Cl. (2019). *The Art Market 2019*. Basel, Switzerland: Art Basel & UBS.
- Mutual Art for Auction Prices. (n.d.). Retrieved April 4, 2019, from <https://www.mutualart.com>
- Sotheby's Auction House. (n.d.). Retrieved May 5, 2019, from <http://www.sothebys.com>
- UN Data. (n.d.). Retrieved July 26, 2019, from data.un.org/